



GBA STUDENT

HANDBOOK

TABLE OF CONTENTS

TABLE OF CONTENTS.....	2
MISSION STATEMENT	2
WHAT IS STRUCTURAL INTEGRATION?	3
HOW DOES THE COURSE WORK?	3
WHAT WILL I NEED TO ENROLL IN THIS COURSE?	4
WHAT ABOUT TESTING, CERTIFICATION, AND LICENSING?	5
Testing.....	5
Certification.....	6
Licensing.....	7
WHAT WILL I BE QUALIFIED TO DO AFTER THIS COURSE?	8
HOW MUCH DOES IT COST?	9
HOW DO I START?	9

MISSION STATEMENT

Our shared vision for the school is a vocational online self-guided multimedia experience for those that wish to learn the art and science of structural integration. Our primary goal is to empower students to become healers and SI practitioner serving one's community.

A secondary Gravity Body Academy goal is to educate those that want a better understanding of and relationship with the force we term Gravity, coupled with movement repatterning Gravity Synthesis Self-Structuring Routines which actively augments the structural *integration* process, progressively relating the body to established reference planes in the student's own home.

WHAT IS STRUCTURAL INTEGRATION?

Structural Integration (SI) is defined as a system of manual manipulations designed to vertically organize and optimally balance the body's lines and planes relating them to the force vector we term Gravity.

A basic assumption in SI is that fascia is malleable and that using a combination of pressure, tension, and temperature coupled with an individually chosen application rate, the fascia body can be softened in layers, subsequently relating the musculoskeletal system with the gravity field.

HOW DOES THE COURSE WORK?

A student enrolls in the course online (Gerald Clark <https://geraldclark77.vhx.tv/> or Christa Clark <https://artisticvegan.vhx.tv/>). The Gravity Body Academy course is optimally designed to be completed in 5-8 weeks for the motivated student but is self-paced for those with busy lives and is normal to only complete 1 session per week. The [Gravity Body Structural Academy exam](#) is also accessed online. The exams are open book, self-paced, untimed, and can be taken as many times as needed whenever ready. When the exam is completed, the Graduate Certificates are automatically generated and provided to the student.

Gravity Body Academy Instructional videos, some with multiple parts, form the school's course material for the student. The material is presented as a professionally edited video series that uses rich media to include CGI and 3D animations to most effectively convey academic

concepts and best practices. The material was recorded and edited in HD 1080P quality. Gerald and Christa Clark both demonstrate the SI 10-Series to include visual analysis techniques, client record and ClientView software, Camera, Grid Chart, and Plumb Line use, SI techniques in a Rolf Method of Structural Integration 10-Series. Follow-on videos will include a variety movement repatterning techniques that help integrate the fascial body SI work and cover more advanced work as well.

WHAT WILL I NEED TO ENROLL IN THIS COURSE?

You will need a computer with normal configuration (keyboard, mouse, monitor, web camera), and an internet connection that has sufficient bandwidth to view the streaming media video files hosted on the school website. The Gravity Body Academy instructional video quality can be adjusted from High Definition to lower resolutions as needed to accommodate specific internet speeds in the student's viewing area.



















A camera (video camera or pictures only works) will be needed to document the Gravity Body Academy work performed with a model (family, friend, anyone willing that signs waiver, hopefully your first client).

WHAT ABOUT TESTING, CERTIFICATION, AND LICENSING?

Testing

The anatomy and physiology tests are stand-alone applications that can be downloaded from the course content site. Download the compressed file GBA_TEST_DOWNLOAD.zip and extract to your local computer. (Unzip the compressed file GBA_TEST_DOWNLOAD.zip).

Contents of the uncompressed GBA_TEST_DOWNLOAD directory and file list are shown in the image below.

Name	Date	Type	Size	Tags
 anat_grad_cert	5/30/2018 12:47 PM	PNG File	673 KB	
 AnatCertificate	6/19/2018 4:57 PM	HTML Application	3 KB	
 Anatomy_Test_Bones	4/29/2018 8:09 AM	JPG File	64 KB	
 Anatomy_Test_Muscles	4/29/2018 8:10 AM	JPG File	41 KB	
 GBA Anatomy Test Version 3	6/19/2018 4:57 PM	HTML Application	92 KB	
 GBA LOGO 2	4/13/2018 12:52 PM	PNG File	644 KB	
 GBA SI Test Version 3	6/19/2018 4:57 PM	HTML Application	86 KB	
 gba_grad_cert	6/2/2018 9:29 PM	JPG File	193 KB	
 model_front_back	4/20/2018 5:53 PM	PNG File	2,467 KB	
 model_left	4/20/2018 6:06 PM	PNG File	981 KB	
 model_right	4/20/2018 6:07 PM	PNG File	979 KB	
 SICertificate	6/2/2018 9:44 PM	HTML Application	2 KB	
 skeletal_system	4/7/2018 4:49 PM	JPG File	217 KB	
 skeleton_back	4/4/2018 10:11 PM	PNG File	316 KB	
 skeleton_front	4/4/2018 10:10 PM	PNG File	315 KB	
 skeleton_right	4/4/2018 10:11 PM	PNG File	232 KB	
 sleleton_left	4/4/2018 10:12 PM	PNG File	225 KB	
 trolf_biz_card	5/26/2010 4:11 PM	JPG File	75 KB	

The choice was made to allow the students to download the test in the event internet speed or access is a problem for the duration of the test, thus all source content for the applications exists in the local folder

once extracted with a free tool like WinZip. (see winzip.com or free tools)

Two HTML Applications for Anatomy and SI Testing are included:

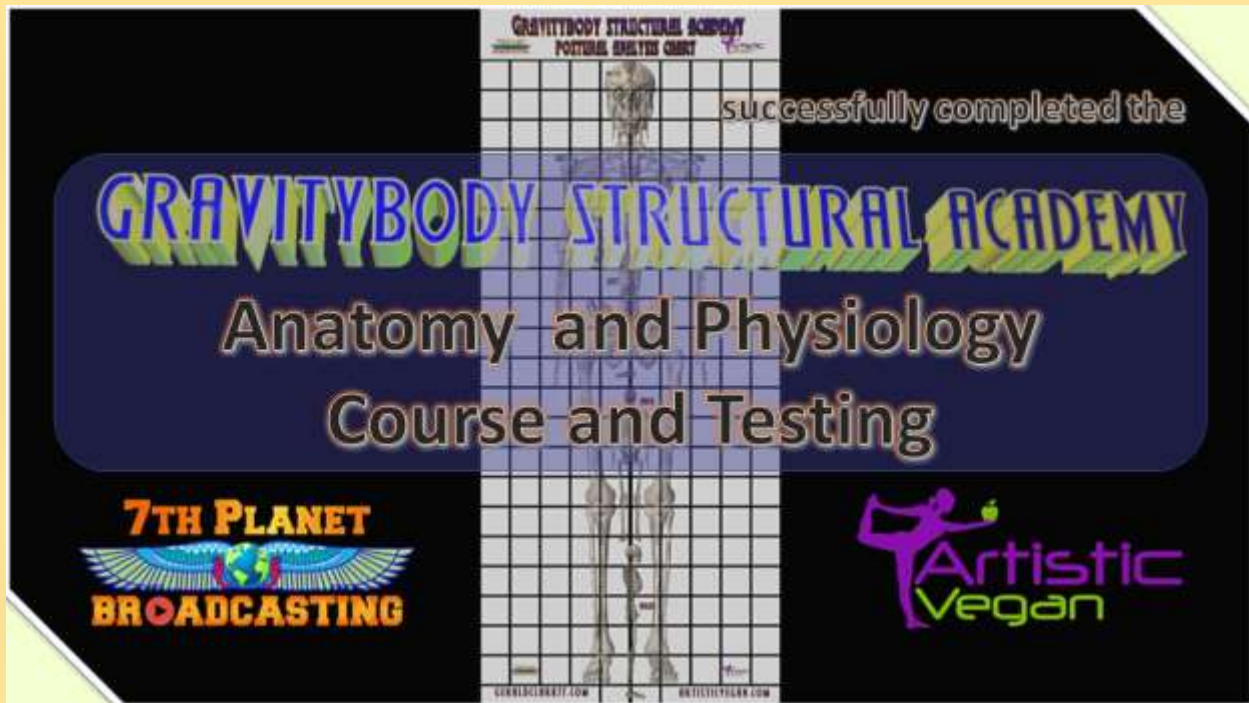
1. GBA Anatomy Test Version 3.hta
2. GBA SI Test Version 3.hta

Study the Anatomy 3-part series then take test 1 by double-clicking on the GBA Anatomy Test Version 3.hta file in the folder shown above. This will launch the test. Fill in the field data and press submit for each submission. Note: The way the name is entered will be used on the Grad Certificates, so if you want all upper case, first letter upper case and the remainder lower case, decide or change and press the submit button again when satisfied. Use the same process for the Structural Integration course and when ready double-click the GBA SI Test Version 3.hta and when all questions are answered correctly, the SI Grad Certificate will be printed with the student's name, date, and GBA authorized signatures. Print the image or screen capture the signed certificate and save it for later digital use.

Certification

Gravity Body Academy tests are automated as HTML Applications and will provide students with graduate certifications signed by Gerald R. Clark and Christa Clark as authorized representatives of the Gravity Body SI Academy. Each graduate's name and date with our signatures will be automatically added to the Graduate Certificates when all questions are answered correctly, press the grade test button to see if you got them all right. If so, the graduate certificate will appear in a separate dialog window ready for you to print or save for use. This is the same for the Anatomy and Physiology 50-question test and the

Structural Integration (SI) 40-question test. Each test produces its own certificate.



Licensing

Structural Integration is a hands-on practice that is in many ways analogous to the religious or spiritual practice of “laying on hands”, a form of energetic healing. In the spirit of freedom, would Jesus be required to go through licensing to put his hands on a body to heal them?



Gravity Body Academy does not recommend seeking a “license” to run your practice. It is possible to operate your spiritual practice as a form of community ministry that has significant benefits as detailed in the course. Each student will soon realize that indeed changing another human body is a spiritual practice, one that has no business being regulated by any agency other than the *Creator of All* which is the source energy that animates us all.

WHAT WILL I BE QUALIFIED TO DO AFTER THIS COURSE?

This course will qualify you to perform a by the book Rolf Method of Structural Integration 10-Series. As a GBA graduate, you are qualified to start your own private practice or simply share it with family and friends. More advanced courses will be added to augment the basic course along with movement repatterning routines.

HOW MUCH DOES IT COST?

The cost for the course is at or below the standard rate for an SI 10-Series. The fixed price is \$295 for the Anatomy and Physiology and \$700 for the GBA SI Academy. For less than \$1000 for both course, it is the best money one could spend on preventative health care alone.

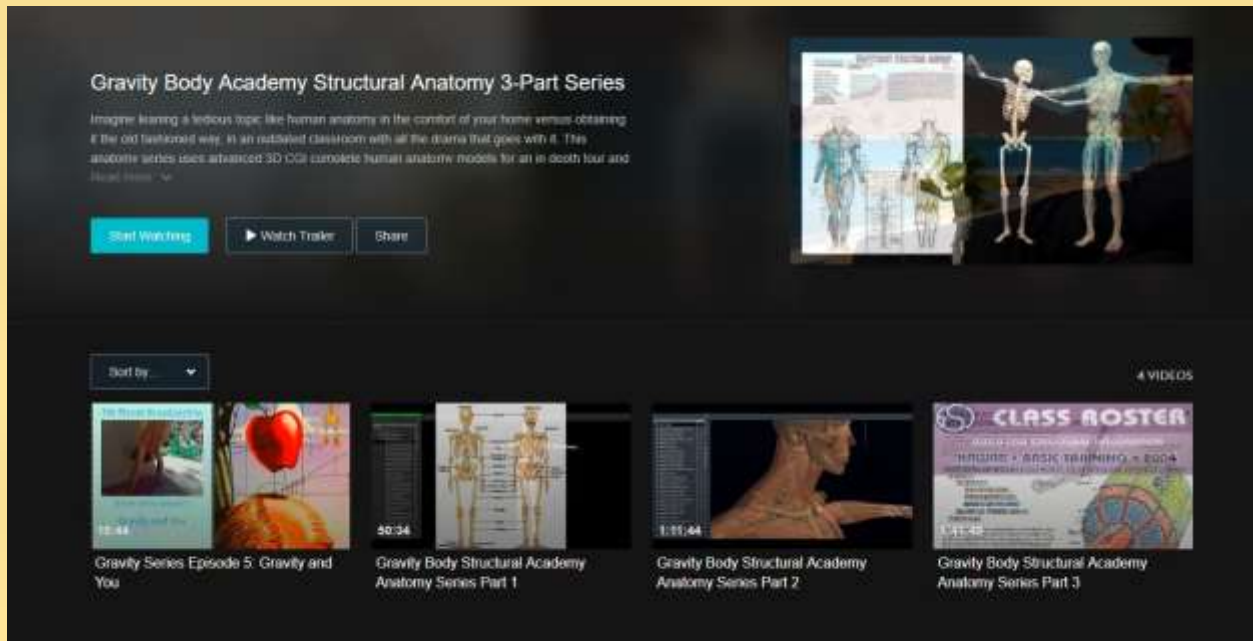
HOW DO I START?

Simply sign up online and get started today...Complete the online course work and test-certification process and a graduate certificate will be generated automatically online for you. It is really an easy process. Sign up via premium content to get started today at either:

GeraldClark77.com

or

ArtisticVegan.com



Anatomy and Physiology 3-Part Course is shown above and the Gravity Body Academy Structural Integration Course offering on GeraldClark77.vhx.tv is shown in the image below with 22 Videos with movement repatterning supplements that will be continuously added.

Gravity Body Academy Structural Integration School

Gravity Body Structural Academy is proud to offer a complete online education to those that want a more modern experience. A prerequisite to the Gravity Body Academy (GBA) is completion of the 3-part series Anatomy and Physiology or an equivalent source. Christa and Gerald Clark demonstrate the Rolf 10-Series switching roles as client and practitioner. Multiple camera angles as well as good lighting and audio are to be expected, we add much more to the experience. [Show more](#)



[Start Watching](#) [▶ Watch Trailer](#) [Share](#)

Sort by...

22 VIDEOS

<p>08:15 GravityBody Academy Status and Preview</p>	<p>08:45 Gravity Body Academy Preview</p>	<p>1:35:13 Gerald SI Session 1</p>	<p>42:30 Christa SI Session 1</p>
<p>58:12 Christa SI Session 2</p>	<p>2:08:12 Gerald SI Session 2</p>	<p>2:03:25 Gerald SI Session 3</p>	<p>50:04 Christa SI Session 3</p>
<p>2:14:02 Gerald SI Session 4</p>	<p>42:20 Christa SI Session 4</p>	<p>2:22:09 Gerald SI Session 5</p>	<p>34:45 Christa SI Session 5</p>
<p>2:11:10 Gerald SI Session 6</p>	<p>38:01 Christa SI Session 6</p>	<p>1:24:43 Gerald SI Session 7</p>	<p>68:18 Christa SI Session 7</p>
<p>1:58:37 Gerald SI Session 8</p>	<p>49:18 Christa SI Session 8</p>	<p>2:08:39 Gerald SI Session 9</p>	<p>57:21 Christa SI Session 9</p>
<p>1:48:32 Gerald SI Session 10</p>	<p>54:16 Christa SI Session 10</p>	<p>GravityBody Academy Student Handbook 936 KB</p>	<p>ClientView4.0.SI Analysis Software 10.9 MB</p>

